



ASBK.COM.AU f t i y

Winton Motor Raceway : OFFICIAL TEST : April 11 & 12

SUPERSPORT

Practice 1

Date: 11/04/17
 Event: P03
 Weather: Sunny - 18.1C
 Track: Dry - 31.4C

Started at: 10:18:44
 Laps: 30 Min
 Starters: 15
 Printed at: 11:14

CLASSIFICATION

Pos	No	Name	Machine	Fastest Lap	On Lap	Behind Prev	Behind Leader	Top Speed
1	5	Ted COLLINS (VIC) / Saint Unbreakable / Magnum Welders	Suzuki GSX-R	1:27.145	15 of 15			219
2	64	Sam CONDON (NSW) / Bikebiz / Pirelli / Motul / Shark Helmet / Berik / GB Racing	Yamaha YZF-R6	1:27.502	15 of 16	.357	.357	216
3	84	Thomas BRYDEN (NSW)	Yamaha YZF-R6	1:28.951	8 of 8	1.449	1.806	215
4	53	Mason COOTE (VIC) / Aark Racing / Consent 2 Go / Kabuto / Spidi / Motul / Pirelli	Yamaha YZF-R6	1:29.619	7 of 7	.668	2.474	220
5	7	Tom TOPARIS (NSW) / Cube Racing / Australian Outdoor Living / Motul / Pirelli / Sprint Filter	Kawasaki ZX6R	1:29.703	8 of 8	.084	2.558	215
6	24	Samuel LAMBERT (NT)	Yamaha YZF-R6	1:29.923	10 of 10	.220	2.778	212
7	12	Mark CHIODO (VIC) / Repsol GAS Racing / Alpinestars / Bell Helmets / Dunlop Tyres / SBS	Triumph 675R	1:30.502	6 of 9	.579	3.357	217
8	82	Chris QUINN (NSW) / Coopers HXR Yamaha / Dunlop / Shark Helmets / Ipone / Channon Tavern	Yamaha YZF-R6	1:30.625	11 of 11	.123	3.480	213
9	47	Giuseppe SCARCELLA (NSW) / Scarcella Racing / Held Aust. / X Lite / Kawasaki Connection / Kawasaki Aust.	Kawasaki ZX6R	1:31.307	10 of 10	.682	4.162	214
10	31	John HUNT (SA)	Suzuki GSX-R	1:31.328	14 of 15	.021	4.183	213
11	46	Aidan HAYES (NSW) / Hayes Johnston Pty Ltd Chartered Accountants / Hayes Electrical	Yamaha YZF-R6	1:31.367	12 of 14	.039	4.222	214
12	56	Jimmy BROADBENT (NSW) / Kawasaki BCperformance Junior Team	Kawasaki ZX6R	1:32.982	11 of 11	1.615	5.837	212
13	18	Joel RHODES (NSW) / Bikebiz / Pathway Communications / Karbon Property	Yamaha YZF-R6	1:33.854	12 of 13	.872	6.709	209
14	54	Brendan WILSON (VIC) / Ryan Taylor Racing / Pablo's Motorcycle Tyres	Yamaha YZF-R6	1:35.700	13 of 14	1.846	8.555	212
15	29	Patrick LI (NSW)		1:45.063	4 of 4	9.363	17.918	208

Current best lap for SS class - 1:24.550 by Sam CLARKE (WA) on a Kawasaki ZX6R set on 22/09/16

Scott Laing
 Chief Time Keeper - Scott Laing


Clerk of Course - Simon Maas



Computime Race Timing Systems Pty Ltd © 1996
 Licensed to Computime Race Timing Systems

www.computime.com.au

COMPUTIME RACE TIMING SYSTEMS PTY LTD





ASBK.COM.AU f t i y

Winton Motor Raceway : OFFICIAL TEST : April 11 & 12

SUPERSPORT

Practice 1

Date: 11/04/17
 Event: P03
 Weather: Sunny - 18.1C
 Track: Dry - 31.4C

Started at: 10:18:44
 Laps: 30 Min
 Starters: 15
 Printed at: 11:14

LAP TIMES

No	Name	Lap 1	Lap 2	Lap 3	Lap 4	Lap 5	Lap 6	Lap 7	Lap 8	Lap 9	Lap 10
5	Ted COLLINS (VIC)	1:40.134	1:32.607	1:32.555	6:47.460	1:45.954	1:33.695	1:29.036	1:27.903	1:27.947	9:26.573
10		1:35.373	1:28.581	1:28.576	1:27.302	1:27.145					
7	Tom TOPARIS (NSW)	1:51.435	2:12.440	6:02.772	1:40.645	1:33.276	1:31.765	1:31.078	1:29.703		
12	Mark CHIODO (VIC)	1:41.367	1:32.961	11:31.387	1:39.498	1:32.662	1:30.502	11:11.815	1:37.620	1:31.421	
18	Joel RHODES (NSW)	1:53.559	1:42.477	6:04.908	1:46.381	1:39.853	1:37.512	1:38.775	1:36.599	11:15.243	1:42.158
10		1:35.714	1:33.854	1:34.072							
24	Samuel LAMBERT (NT)	1:39.762	1:32.593	1:30.619	4:48.078	1:33.984	1:31.085	1:31.575	1:30.301	1:31.152	1:29.923
29	Patrick LI (NSW)	1:50.886	14:20.631	12:49.118	1:45.063						
31	John HUNT (SA)	1:49.117	1:38.532	6:00.092	1:42.987	1:35.854	1:34.425	1:33.601	1:33.760	1:50.650	9:29.660
10		1:41.768	1:33.074	1:32.299	1:31.328	2:00.861					
46	Aidan HAYES (NSW)	1:49.168	1:38.782	5:47.698	1:42.053	1:35.320	1:33.789	1:32.505	1:32.129	1:32.500	8:27.422
10		1:42.488	1:31.367	1:36.392	2:26.551						
47	Giuseppe SCARCELLA (NSW)	5:47.843	1:50.381	1:39.426	1:37.063	1:32.945	1:33.443	10:30.543	1:39.420	1:31.718	1:31.307
53	Mason COOTE (VIC)	1:47.403	7:09.520	1:43.860	1:32.986	1:31.435	1:32.255	1:29.619			
54	Brendan WILSON (VIC)	1:51.384	1:44.316	6:04.794	1:46.936	1:39.660	1:40.004	1:39.956	1:40.577	9:52.119	1:43.240
10		1:36.704	1:36.117	1:35.700	1:35.914						
56	Jimmy BROADBENT (NSW)	7:06.683	1:41.952	1:36.547	1:35.464	1:34.902	1:34.213	11:12.574	1:42.473	1:33.597	1:33.038
10		1:32.982									
64	Sam CONDON (NSW)	1:36.822	1:31.540	1:31.277	5:24.352	1:35.070	1:29.779	1:32.644	1:31.439	1:28.407	1:28.245
10		10:25.580	1:40.233	1:30.078	1:28.313	1:27.502	1:33.321				
82	Chris QUINN (NSW)	1:55.352	10:23.739	1:46.962	1:35.456	1:33.254	9:34.904	1:38.548	1:33.966	1:31.617	1:31.422
10		1:30.625									
84	Thomas BRYDEN (NSW)	1:49.839	1:33.890	6:09.421	1:38.964	1:32.951	1:31.316	1:29.345	1:28.951		

Scott Laing


Chief Time Keeper - Scott Laing

Clerk of Course - Simon Maas

Computime Race Timing Systems Pty Ltd © 1996
 Licensed to Computime Race Timing Systems

www.computime.com.au

COMPUTIME RACE TIMING SYSTEMS PTY LTD





ASBK.COM.AU f t i y

Winton Motor Raceway : OFFICIAL TEST : April 11 & 12

SUPERSPORT

Practice 1

Date: 11/04/17
 Event: P03
 Weather: Sunny - 18.1C
 Track: Dry - 31.4C


Started at: 10:18:44
 Laps: 30 Min
 Starters: 15
 Printed at: 11:14

SPLIT TIMES

Lap	Split 1	Split 2	Split 3	Split 4	Lap Time	Spd	Lap	Split 1	Split 2	Split 3	Split 4	Lap Time	Spd
5 Ted COLLINS (VIC) (1st)							9	<u>12.645</u>	15.570	33.621	29.585	1:31.421	214
1	17.215	16.667	35.055	31.197	1:40.134 P								
2	12.898	15.942	33.531	30.236	1:32.607	212	18 Joel RHODES (NSW) (13th)						
3	12.884	16.605	32.765	30.301	1:32.555	216	1	21.769	20.229	38.818	32.743	1:53.559 P	
4	12.349	16.835	39.639	5:38.637	6:47.460	216	2	14.588	18.236	37.156	32.497	1:42.477	197
5	22.017	19.831	33.966	30.140	1:45.954 P		3	13.952	19.830	38.141	4:52.985	6:04.908	205
6	12.635	16.350	34.260	30.450	1:33.695	213	4	17.561	18.060	37.773	32.987	1:46.381 P	
7	12.762	14.939	32.032	29.303	1:29.036	217	5	14.027	18.082	36.423	31.321	1:39.853	208
8	12.271	14.901	31.919	28.812	1:27.903	216	6	13.432	17.172	35.449	31.459	1:37.512	209
9	12.162	14.875	31.974	28.936	1:27.947	217	7	13.305	16.844	36.552	32.074	1:38.775	208
10	13.501	16.193	36.069	8:20.810	9:26.573	216	8	13.407	17.132	35.380	30.680	1:36.599	207
11	15.870	15.733	33.007	30.763	1:35.373 P		9	13.113	16.874	37.740	10:07.516	11:15.243	208
12	12.264	15.128	32.094	29.095	1:28.581	213	10	18.550	17.566	35.398	30.644	1:42.158 P	
13	12.403	14.860	32.367	28.946	1:28.576	219	11	13.437	16.944	34.966	30.367	1:35.714	206
14	12.094	14.827	<u>31.551</u>	28.830	1:27.302	217	12	13.113	16.437	<u>34.132</u>	<u>30.172</u>	<u>1:33.854</u>	208
15	<u>12.055</u>	<u>14.757</u>	31.662	<u>28.671</u>	<u>1:27.145</u>	216	13	<u>12.842</u>	<u>16.332</u>	34.291	30.607	1:34.072	206
7 Tom TOPARIS (NSW) (5th)							24 Samuel LAMBERT (NT) (6th)						
1	20.517	19.119	38.891	32.908	1:51.435 P		1	17.193	16.476	35.503	30.590	1:39.762 P	
2	14.131	17.356	36.955	1:03.998	2:12.440	209	2	12.840	16.096	33.802	29.855	1:32.593	208
3					6:02.772 P		3	12.647	15.494	33.204	<u>29.274</u>	1:30.619	208
4	17.534	16.735	35.667	30.709	1:40.645 P		4	14.512	18.758	35.447	3:39.361	4:48.078	209
5	13.109	16.159	34.025	29.983	1:33.276	213	5	15.296	15.786	33.484	29.418	1:33.984 P	
6	12.666	15.821	33.547	29.731	1:31.765	213	6	12.637	15.524	33.039	29.885	1:31.085	208
7	12.592	15.683	33.107	29.696	1:31.078	214	7	12.733	15.552	33.718	29.572	1:31.575	209
8	<u>12.427</u>	<u>15.631</u>	<u>32.649</u>	<u>28.996</u>	<u>1:29.703</u>	213	8	12.322	15.343	33.086	29.550	1:30.301	210
							9	<u>12.294</u>	<u>15.206</u>	33.735	29.917	1:31.152	211
							10	12.575	15.307	<u>32.506</u>	29.535	<u>1:29.923</u>	212
12 Mark CHIODO (VIC) (7th)							29 Patrick LI (NSW) (15th)						
1	18.081	16.898	34.971	31.417	1:41.367 P		1	23.869	17.565	<u>37.230</u>	32.222	1:50.886 P	
2	13.106	15.768	33.764	30.323	1:32.961	217	2	<u>13.510</u>	17.434	40.811	13:08.876	14:20.631	205
3	13.456	15.605	1:03.329	9:58.997	11:31.387	217	3	19.981	18.624	43.321	11:27.192	12:49.118 P	
4	17.563	16.652	34.977	30.306	1:39.498 P		4	18.701	<u>17.146</u>	37.456	<u>31.760</u>	<u>1:45.063 P</u>	
5	12.964	15.551	33.493	30.654	1:32.662	216							
6	12.882	<u>15.526</u>	<u>32.823</u>	<u>29.271</u>	<u>1:30.502</u>	216							
7	13.739	19.145	36.647	10:02.284	11:11.815	217							
8	17.056	16.206	34.164	30.194	1:37.620 P		31 John HUNT (SA) (10th)						

Scott Laing
 Chief Time Keeper - Scott Laing

Clerk of Course - Simon Maas



Computime Race Timing Systems Pty Ltd © 1996
 Licensed to Computime Race Timing Systems

www.computime.com.au

COMPUTIME RACE TIMING SYSTEMS PTY LTD



ASBK.COM.AU f t i y

Winton Motor Raceway : OFFICIAL TEST : April 11 & 12

SUPERSPORT

Practice 1

Date: 11/04/17
 Event: P03
 Weather: Sunny - 18.1C
 Track: Dry - 31.4C

Started at: 10:18:44
 Laps: 30 Min
 Starters: 15
 Printed at: 11:14

SPLIT TIMES

Lap	Split 1	Split 2	Split 3	Split 4	Lap Time	Spd	Lap	Split 1	Split 2	Split 3	Split 4	Lap Time	Spd
1	18.928	19.254	38.428	32.507	1:49.117 P		4	13.270	16.355	35.772	31.666	1:37.063	212
2	13.980	17.320	36.121	31.111	1:38.532	208	5	13.067	15.812	34.197	29.869	1:32.945	211
3	13.719	16.442	36.967	4:52.964	6:00.092	210	6	12.843	15.738	33.976	30.886	1:33.443	213
4	16.569	18.007	36.758	31.653	1:42.987 P		7	<u>12.531</u>	<u>15.252</u>	33.755	9:29.005	10:30.543	214
5	13.586	16.754	34.908	30.606	1:35.854	210	8	19.080	16.342	34.050	29.948	1:39.420 P	
6	13.032	16.524	34.318	30.551	1:34.425	211	9	12.676	15.504	33.657	29.881	1:31.718	212
7	13.079	16.038	34.220	30.264	1:33.601	213	10	12.742	15.382	<u>33.585</u>	<u>29.598</u>	<u>1:31.307</u>	212
8	12.841	16.424	34.195	30.300	1:33.760	213	53 Mason COOTE (VIC) (4th)						
9	12.797	18.967	41.092	37.794	1:50.650	212	1	22.283	17.441	36.233	31.446	1:47.403 P	
10	13.933	20.395	39.115	8:16.217	9:29.660	213	2	17.304	22.699	45.988	5:43.529	7:09.520	162
11	18.434	17.336	35.324	30.674	1:41.768 P		3	22.309	16.840	34.758	29.953	1:43.860 P	
12	12.998	16.288	33.733	30.055	1:33.074	212	4	12.810	15.891	34.632	29.653	1:32.986	218
13	12.779	16.055	33.561	29.904	1:32.299	212	5	12.626	16.358	33.164	<u>29.287</u>	1:31.435	217
14	<u>12.646</u>	<u>15.917</u>	<u>32.893</u>	<u>29.872</u>	<u>1:31.328</u>	211	6	<u>12.568</u>	15.651	33.709	30.327	1:32.255	220
15	14.489	19.639	42.510	44.223	2:00.861	212	7	12.580	<u>15.235</u>	<u>32.322</u>	29.482	<u>1:29.619</u>	220
46 Aidan HAYES (NSW) (11th)						54 Brendan WILSON (VIC) (14th)							
1	19.111	18.397	39.000	32.660	1:49.168 P		1	20.201	18.958	38.096	34.129	1:51.384 P	
2	14.044	17.421	35.912	31.405	1:38.782	204	2	15.128	18.373	37.623	33.192	1:44.316	183
3	13.163	19.791	38.772	4:35.972	5:47.698	212	3	14.584	18.051	38.297	4:53.862	6:04.794	191
4	18.395	16.936	35.118	31.604	1:42.053 P		4	18.713	18.366	37.478	32.379	1:46.936 P	
5	12.931	16.358	34.270	31.761	1:35.320	211	5	14.100	17.706	36.082	31.772	1:39.660	191
6	12.802	16.836	33.643	30.508	1:33.789	212	6	14.060	17.328	36.153	32.463	1:40.004	207
7	12.806	16.227	33.313	30.159	1:32.505	213	7	14.128	17.679	36.206	31.943	1:39.956	211
8	<u>12.654</u>	16.330	33.067	30.078	1:32.129	214	8	14.047	17.722	36.293	32.515	1:40.577	209
9	12.893	16.113	32.746	30.748	1:32.500	214	9	14.044	17.474	35.708	8:44.893	9:52.119	212
10	13.072	20.685	35.231	7:18.434	8:27.422	209	10	17.944	17.712	35.941	31.643	1:43.240 P	
11	16.876	16.810	37.961	30.841	1:42.488 P		11	13.911	16.922	34.948	30.923	1:36.704	198
12	12.684	15.932	32.824	29.927	<u>1:31.367</u>	213	12	13.687	17.041	34.708	<u>30.681</u>	1:36.117	211
13	16.746	16.852	33.145	<u>29.649</u>	1:36.392	213	13	13.536	<u>16.613</u>	<u>34.561</u>	30.990	<u>1:35.700</u>	211
14	12.735	<u>15.602</u>	<u>32.713</u>	1:25.501	2:26.551	213	14	<u>13.500</u>	16.685	34.622	31.107	1:35.914	211
47 Giuseppe SCARCELLA (NSW) (9th)						56 Jimmy BROADBENT (NSW) (12th)							
1	22.387	20.559	42.307	4:22.590	5:47.843 P		1	21.791	17.672	37.486	5:49.734	7:06.683 P	
2	17.635	20.232	39.534	32.980	1:50.381 P		2	17.506	17.415	35.516	31.515	1:41.952 P	
3	13.844	17.812	36.823	30.947	1:39.426	208							

Scott Laing

Chief Time Keeper - Scott Laing


Clerk of Course - Simon Maas



Computime Race Timing Systems Pty Ltd © 1996
 Licensed to Computime Race Timing Systems

www.computime.com.au

COMPUTIME RACE TIMING SYSTEMS PTY LTD





ASBK.COM.AU f t i o

Winton Motor Raceway : OFFICIAL TEST : April 11 & 12

SUPERSPORT

Practice 1

Date: 11/04/17
 Event: P03
 Weather: Sunny - 18.1C
 Track: Dry - 31.4C

Started at: 10:18:44
 Laps: 30 Min
 Starters: 15
 Printed at: 11:14

SPLIT TIMES

Lap	Split 1	Split 2	Split 3	Split 4	Lap Time	Spd	Lap	Split 1	Split 2	Split 3	Split 4	Lap Time	Spd
3	13.335	17.128	34.708	31.376	1:36.547	210	16	12.986	15.877	34.268	30.190	1:33.321	214
4	13.493	16.819	34.256	30.896	1:35.464	209							
5	13.210	16.795	34.015	30.882	1:34.902	211	82 Chris QUINN (NSW) (8th)						
6	13.020	16.571	33.834	30.788	1:34.213	211	1	24.752	19.178	38.322	33.100	1:55.352 P	
7	12.940	16.492	33.822	10:09.320	11:12.574	212	2	13.764	17.206	36.136	9:16.633	10:23.739	207
8	21.275	16.602	33.874	30.722	1:42.473 P		3	20.878	17.997	36.395	31.692	1:46.962 P	
9	13.164	16.568	33.681	30.184	1:33.597	209	4	13.366	16.514	34.780	30.796	1:35.456	208
10	12.968	16.307	33.344	30.419	1:33.038	211	5	13.046	15.918	34.139	30.151	1:33.254	211
11	12.870	16.215	33.462	30.435	1:32.982	210	6	12.846	15.896	33.541	8:32.621	9:34.904	213
							7	16.471	17.059	34.562	30.456	1:38.548 P	
64 Sam CONDON (NSW) (2nd)							8	12.730	15.832	34.709	30.695	1:33.966	212
1	17.049	15.922	33.489	30.362	1:36.822 P		9	12.680	15.808	33.203	29.926	1:31.617	211
2	12.537	15.519	33.907	29.577	1:31.540	209	10	12.752	15.628	33.267	29.775	1:31.422	212
3	12.307	15.116	33.470	30.384	1:31.277	213	11	12.590	15.403	32.876	29.756	1:30.625	212
4	12.672	20.012	39.968	4:11.700	5:24.352	215							
5	16.553	15.504	33.337	29.676	1:35.070 P		84 Thomas BRYDEN (NSW) (3rd)						
6	12.467	15.214	32.714	29.384	1:29.779	213	1	23.768	17.439	36.937	31.695	1:49.839 P	
7	12.204	15.676	34.453	30.311	1:32.644	214	2	13.340	16.107	34.174	30.269	1:33.890	209
8	12.882	16.058	33.190	29.309	1:31.439	214	3	13.171	17.708	40.567	4:57.975	6:09.421	211
9	12.170	15.048	32.132	29.057	1:28.407	214	4	17.549	16.619	34.626	30.170	1:38.964 P	
10	12.157	15.098	31.914	29.076	1:28.245	216	5	12.741	15.486	34.122	30.602	1:32.951	210
11	12.255	15.870	35.173	9:22.282	10:25.580	215	6	13.243	15.529	32.985	29.559	1:31.316	211
12	19.725	16.836	33.843	29.829	1:40.233 P		7	12.466	15.130	32.603	29.146	1:29.345	211
13	13.020	15.303	32.664	29.091	1:30.078	213	8	12.304	15.110	32.295	29.242	1:28.951	213
14	12.317	15.018	31.941	29.037	1:28.313	215							
15	12.141	14.877	31.647	28.837	1:27.502	213							

Scott Laing


Chief Time Keeper - Scott Laing

Clerk of Course - Simon Maas

Computime Race Timing Systems Pty Ltd © 1996
 Licensed to Computime Race Timing Systems

www.computime.com.au

COMPUTIME RACE TIMING SYSTEMS PTY LTD





ASBK.COM.AU f t i y

Winton Motor Raceway : OFFICIAL TEST : April 11 & 12

SUPERSPORT

Practice 1

Date: 11/04/17
 Event: P03
 Weather: Sunny - 18.1C
 Track: Dry - 31.4C

Started at: 10:18:44
 Laps: 30 Min
 Starters: 15
 Printed at: 11:14

FASTEST LAPS SEQUENCE

Race Time	No	Name	Machine	Fastest Lap	On Lap
1:46.237	5	Ted COLLINS (VIC)	Suzuki GSX-R	1:40.134	1
1:54.288	64	Sam CONDON (NSW)	Yamaha YZF-R6	1:36.822	1
3:18.844	5	Ted COLLINS (VIC)	Suzuki GSX-R	1:32.607	2
3:25.828	64	Sam CONDON (NSW)	Yamaha YZF-R6	1:31.540	2
4:57.105	64	Sam CONDON (NSW)	Yamaha YZF-R6	1:31.277	3
5:08.096	24	Samuel LAMBERT (NT)	Yamaha YZF-R6	1:30.619	3
13:26.306	64	Sam CONDON (NSW)	Yamaha YZF-R6	1:29.779	6
16:27.544	5	Ted COLLINS (VIC)	Suzuki GSX-R	1:29.036	7
17:55.447	5	Ted COLLINS (VIC)	Suzuki GSX-R	1:27.903	8
34:49.799	5	Ted COLLINS (VIC)	Suzuki GSX-R	1:27.302	14
36:16.944	5	Ted COLLINS (VIC)	Suzuki GSX-R	1:27.145	15

Scott Laing


Chief Time Keeper - Scott Laing

Clerk of Course - Simon Maas

Computime Race Timing Systems Pty Ltd © 1996
 Licensed to Computime Race Timing Systems

www.computime.com.au

COMPUTIME RACE TIMING SYSTEMS PTY LTD





ASBK.COM.AU f t i y

Winton Motor Raceway : OFFICIAL TEST : April 11 & 12

SUPERSPORT

Practice 1

Date: 11/04/17
 Event: P03
 Weather: Sunny - 18.1C
 Track: Dry - 31.4C



Started at: 10:18:44
 Laps: 30 Min
 Starters: 15
 Printed at: 11:14

BEST PARTIAL TIMES

Pos	Split 1		Split 2		Split 3		Split 4		LAP		Ideal	Fastest
	Name	Time	Name	Time	Name	Time	Name	Time	Name	Time		
1	T. COLLINS	12.055	T. COLLINS	14.757	T. COLLINS	31.551	T. COLLINS	28.671	T. COLLINS	1:27.034	1:27.145	
2	S. CONDON	12.141	S. CONDON	14.877	S. CONDON	31.647	S. CONDON	28.837	S. CONDON	1:27.502	1:27.502	
3	S. LAMBERT	12.294	T. BRYDEN	15.110	T. BRYDEN	32.295	T. TOPARIS	28.996	T. BRYDEN	1:28.855	1:28.951	
4	T. BRYDEN	12.304	G. SCARCELL	15.175	M. COOTE	32.322	T. BRYDEN	29.146	S. LAMBERT	1:29.280	1:29.923	
5	T. TOPARIS	12.361	S. LAMBERT	15.206	S. LAMBERT	32.506	M. CHIODO	29.271	M. COOTE	1:29.412	1:29.619	
6	G. SCARCELL	12.531	M. COOTE	15.235	T. TOPARIS	32.649	S. LAMBERT	29.274	T. TOPARIS	1:29.637	1:29.703	
7	M. CHIODO	12.564	M. CHIODO	15.338	A. HAYES	32.713	M. COOTE	29.287	M. CHIODO	1:29.996	1:30.502	
8	M. COOTE	12.568	C. QUINN	15.403	M. CHIODO	32.823	G. SCARCELL	29.598	G. SCARCELL	1:30.469	1:31.307	
9	C. QUINN	12.590	A. HAYES	15.602	C. QUINN	32.876	A. HAYES	29.649	A. HAYES	1:30.618	1:31.367	
10	J. HUNT	12.646	T. TOPARIS	15.631	J. HUNT	32.893	C. QUINN	29.756	C. QUINN	1:30.625	1:30.625	
11	A. HAYES	12.654	J. HUNT	15.917	G. SCARCELL	33.165	J. HUNT	29.872	J. HUNT	1:31.328	1:31.328	
12	J. RHODES	12.842	J. BROADBEN	16.215	J. BROADBEN	33.344	J. RHODES	30.172	J. BROADBE	1:32.613	1:32.982	
13	J. BROADBEN	12.870	P. LI	16.263	J. RHODES	34.132	J. BROADBEN	30.184	J. RHODES	1:33.478	1:33.854	
14	P. LI	13.306	J. RHODES	16.332	B. WILSON	34.561	B. WILSON	30.681	B. WILSON	1:35.355	1:35.700	
15	B. WILSON	13.500	B. WILSON	16.613	P. LI	37.201	P. LI	31.760	P. LI	1:38.530	1:45.063	

Scott Laing
 Chief Time Keeper - Scott Laing

Clerk of Course - Simon Maas



Computime Race Timing Systems Pty Ltd © 1996
 Licensed to Computime Race Timing Systems

www.computime.com.au

COMPUTIME RACE TIMING SYSTEMS PTY LTD